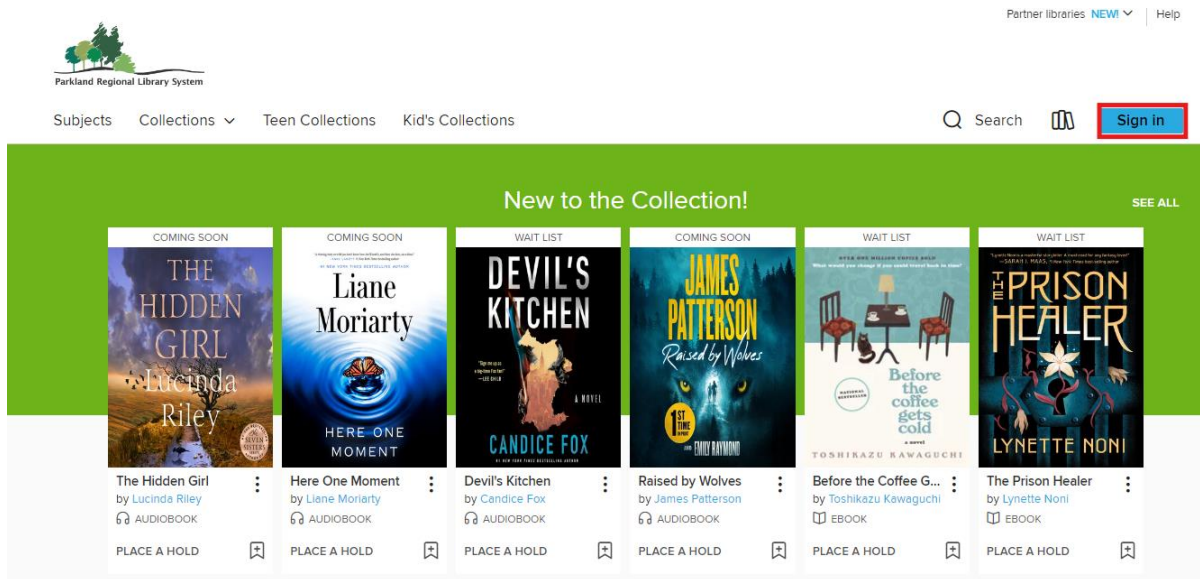
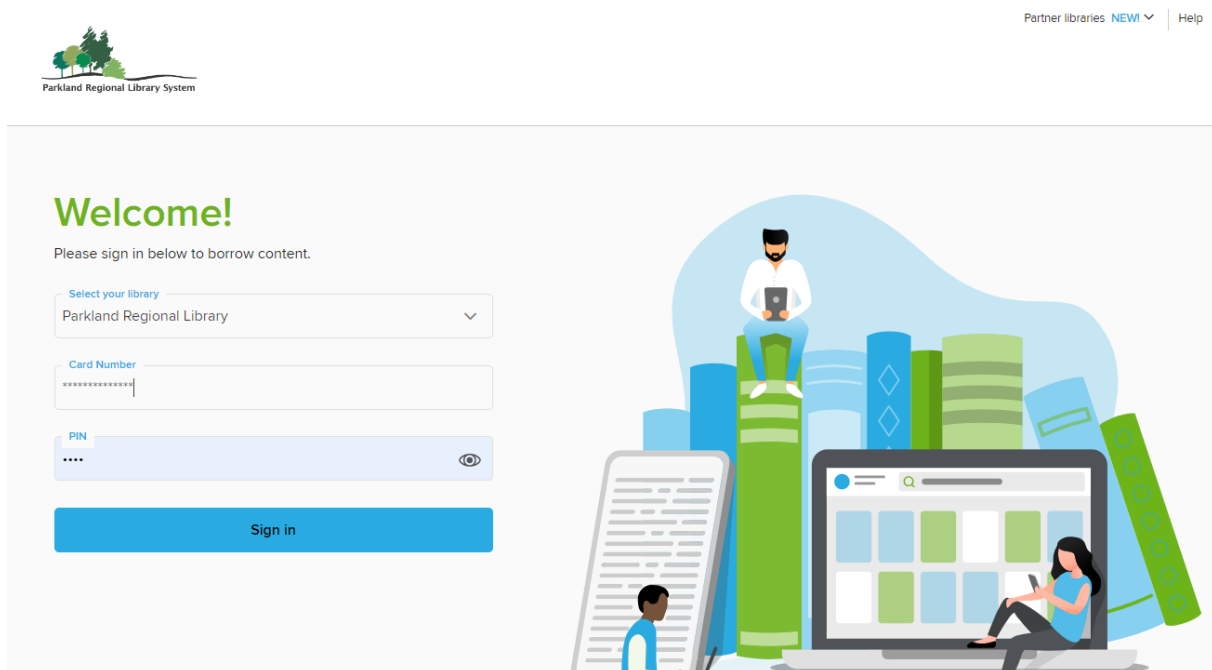


## Accessing TRAC for Libby Desktop

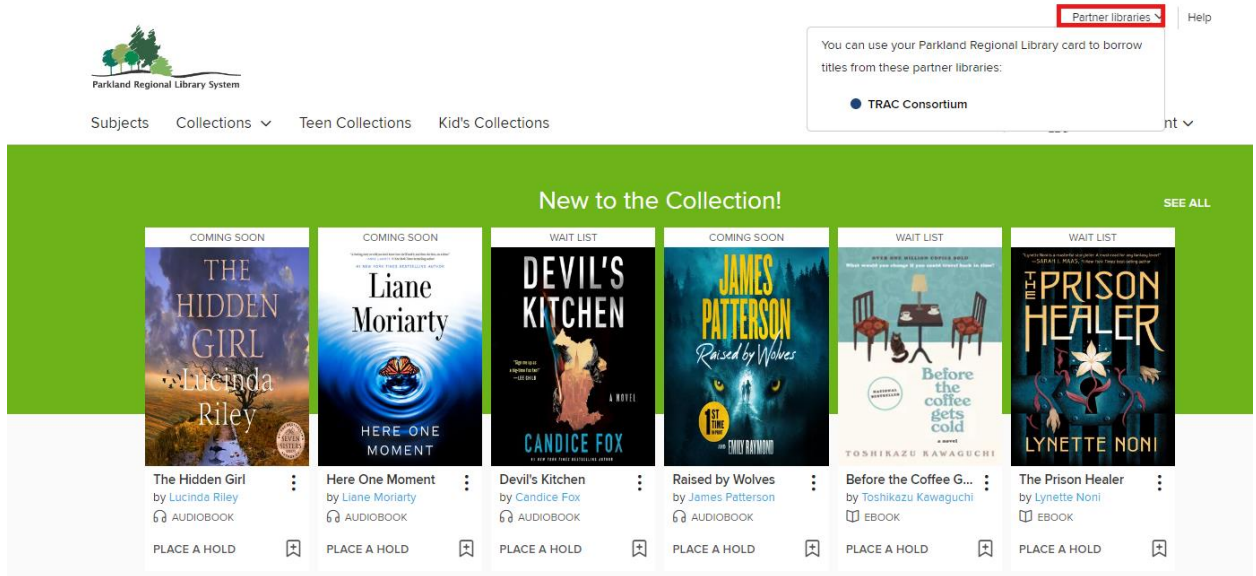
1. Go to <https://prls.overdrive.com/> and click on sign in button at the top right corner.



2. Select Parkland Regional Library as your library and sign in using your library card number and PIN (no spaces and no dashes).

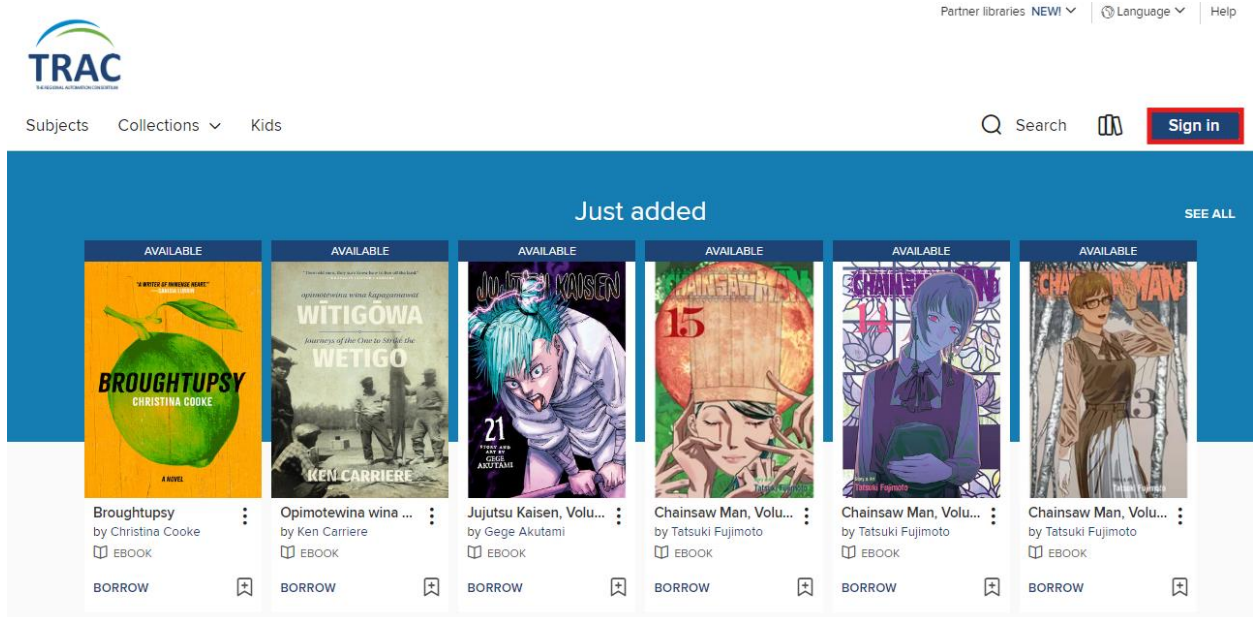


3. At the top right corner select Partner libraries and then click on TRAC Consortium.



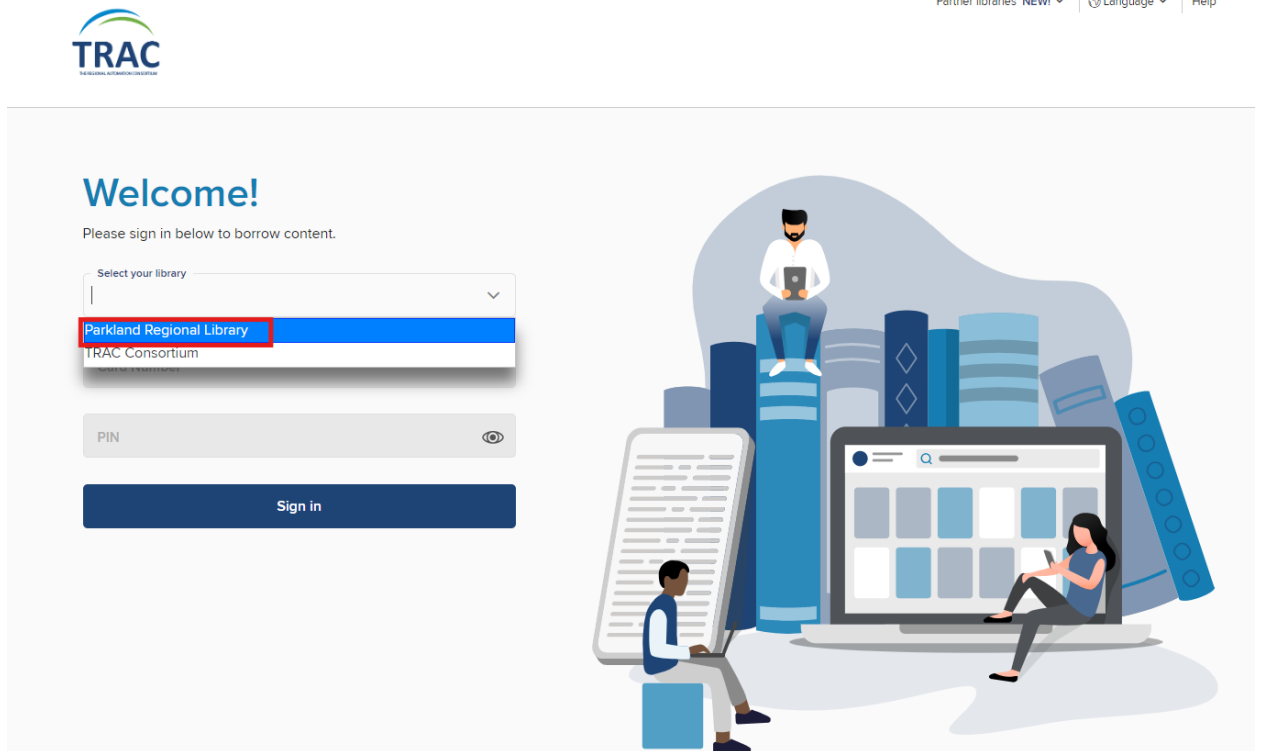
The screenshot shows the Parkland Regional Library System website. At the top right, a 'Partner libraries' dropdown menu is open, showing 'TRAC Consortium' as the selected option. Below the menu, a notification states: 'You can use your Parkland Regional Library card to borrow titles from these partner libraries:'. The main content area features a 'New to the Collection!' banner with a grid of book covers including 'The Hidden Girl', 'Here One Moment', 'Devil's Kitchen', 'Raised by Wolves', 'Before the Coffee Gets Cold', and 'The Prison Healer'.

4. The first time you select TRAC, you need to sign in again.



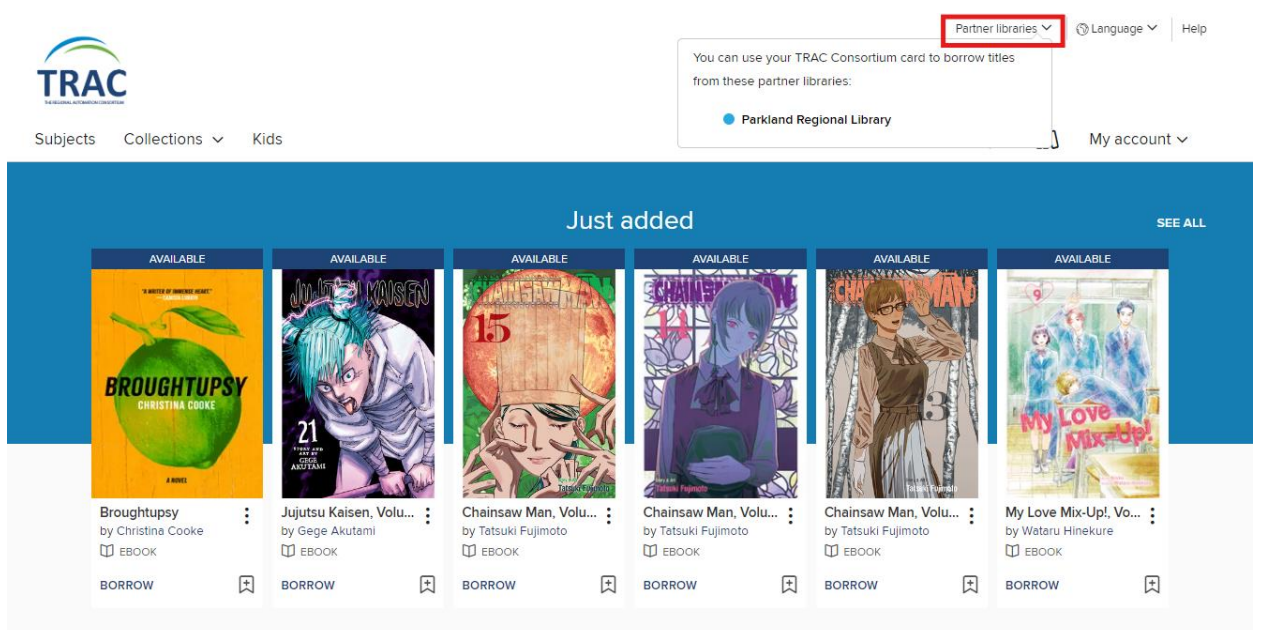
The screenshot shows the TRAC website. At the top right, there are links for 'Partner libraries', 'Language', and 'Help'. Below these, there is a search bar and a 'Sign in' button highlighted in red. The main content area features a 'Just added' banner with a grid of book covers including 'Broughtupsy', 'Opimotewina wina...', 'Jujutsu Kaisen, Volu...', 'Chainsaw Man, Volu...', and 'Chainsaw Man, Volu...'.

- Select Parkland Regional Library as your library (not TRAC). Sign in using your library card number and PIN (no spaces or dashes).



The screenshot shows the TRAC sign-in interface. At the top left is the TRAC logo. On the right, there are links for 'Partner libraries NEW!', 'Language', and 'Help'. The main heading is 'Welcome!' followed by the instruction 'Please sign in below to borrow content.' Below this is a dropdown menu labeled 'Select your library' with 'Parkland Regional Library' highlighted in blue. Underneath is a PIN input field with an eye icon. A dark blue 'Sign in' button is at the bottom. To the right is an illustration of people interacting with digital devices and books.

- To switch back and forth between PRL and TRAC catalogues, click on Partner libraries and select the library you need to access. Note: at the top left corner it says what catalogue you are viewing at the moment.



The screenshot shows the TRAC catalogue interface. At the top left is the TRAC logo. On the right, there are links for 'Partner libraries', 'Language', and 'Help'. The 'Partner libraries' dropdown menu is open, showing 'Parkland Regional Library' selected. Below the navigation is a 'Just added' section with a 'SEE ALL' link. The section displays six book covers with their titles and authors: 'Broughtupsy' by Christina Cooke, 'Jujutsu Kaisen, Volu...' by Gege Akutami, 'Chainsaw Man, Volu...' by Tatsuki Fujimoto, 'Chainsaw Man, Volu...' by Tatsuki Fujimoto, 'Chainsaw Man, Volu...' by Tatsuki Fujimoto, and 'My Love Mix-Up!, Vo...' by Wataru Hinekure. Each item has a 'BORROW' button and a bookmark icon.