

Patron Access Catalogue Customization Options

Libraries may wish to customize their Patron Access Catalogue (PAC) page with library specific content carousels and dashboard links. Libraries may choose to use the standard options, or update record sets to display items in a content carousel for holiday related material, book clubs, special events, or on order material.

A maximum of two content carousels may be placed on each PAC page. If a library chooses to customize this they will be responsible for updating and maintaining the associated record set. If you wish to have a record set created for a content carousel please email helpdesk@prl.ab.ca.

Dashboards display on the left-hand side of the PAC and contain New Titles information, that is specific to each library. The dashboard also contains a Library Resources section with links to important resources outside of the PAC. If your library has something they feel should be added to the dashboard, please send an email with the link you would like added.

The dashboard section of the PAC can provide links to pre-defined searches, to deliver free text messages, or links to external websites.

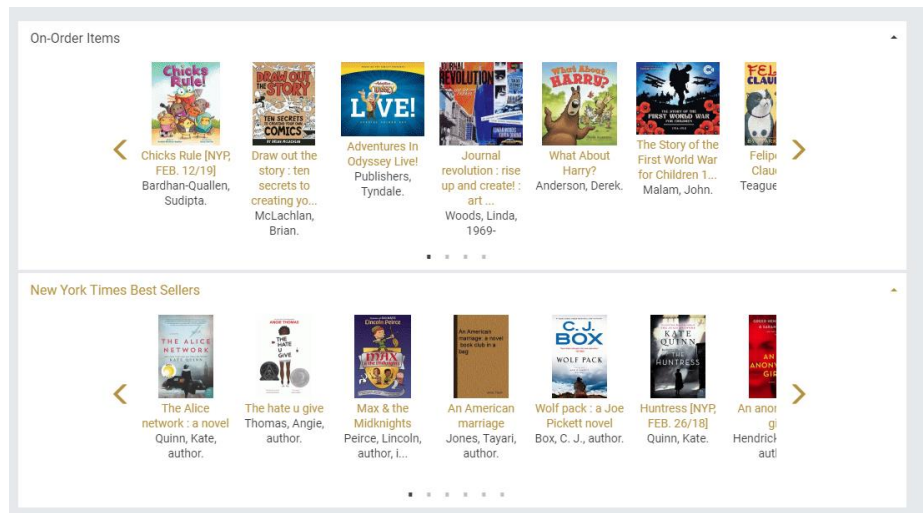
Content Carousels

Libraries may wish to select which content carousels display on their page, and may wish to change them to suit upcoming programs, events, or holidays.

There are many pre-set Polaris content carousels to choose from. These include: Children's Illustrated, Early and Middle Grade Readers, Mass Market, Most Circulated Titles, On Order and Young Adult.

Content Carousels can also be generated from record sets. These require some maintenance to ensure that the content is still relevant. If you wish to have a content carousel from a record set you will need to:

1. Notify helpdesk@prl.ab.ca that you would like a custom content carousel. A record set will be created for your library.
2. Add items to the record set. Notify helpdesk@prl.ab.ca when you have finished adding items, or updated the record set.



Record Set Instructions:

To find and edit your record set:

Use the FIND tool in Leap. Change to 'record set'. Type in your library code and click search.

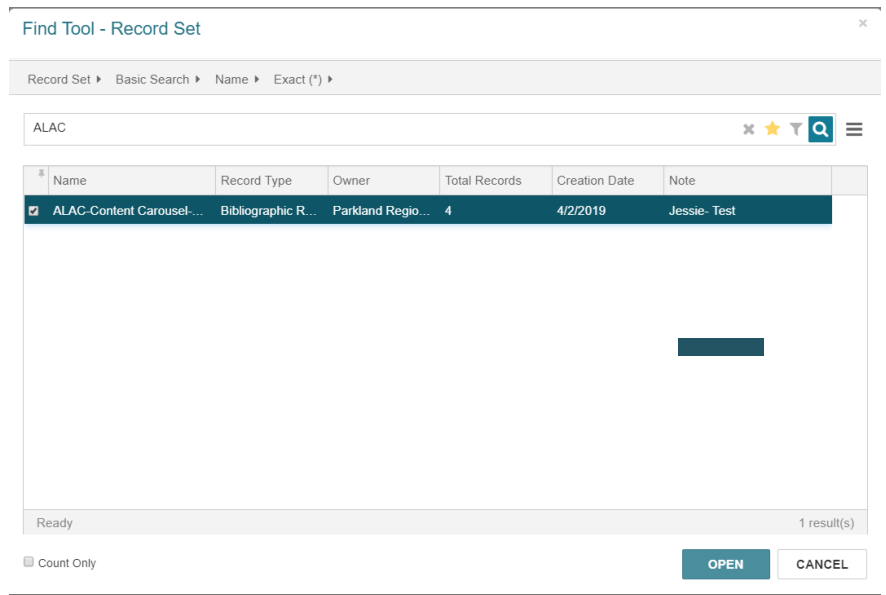
Select the record and click OPEN.

To add items to the record set, use the FIND TOOL or scan in the item barcode.

Click on the item you wish to add the record set then click OPEN. This will add the item(s) to the record set.

After you have added all your items click SAVE. A content carousel can only display 50 items at once, and the order is generated randomly.

Once you have added all items, please notify helpdesk@prl.ab.ca so the carousel can be updated on the PAC catalogue home page.



Find Tool - Record Set

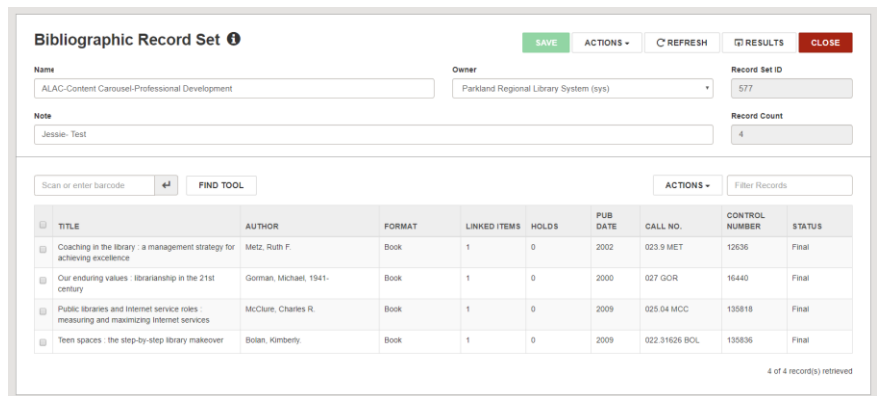
Record Set ▶ Basic Search ▶ Name ▶ Exact (*) ▶

ALAC

#	Name	Record Type	Owner	Total Records	Creation Date	Note
1	ALAC-Content Carousel-...	Bibliographic R...	Parkland Regio...	4	4/2/2019	Jessie-Test

Ready 1 result(s)

Count Only **OPEN** CANCEL



Bibliographic Record Set

SAVE ACTIONS ◯ REFRESH RESULTS CLOSE

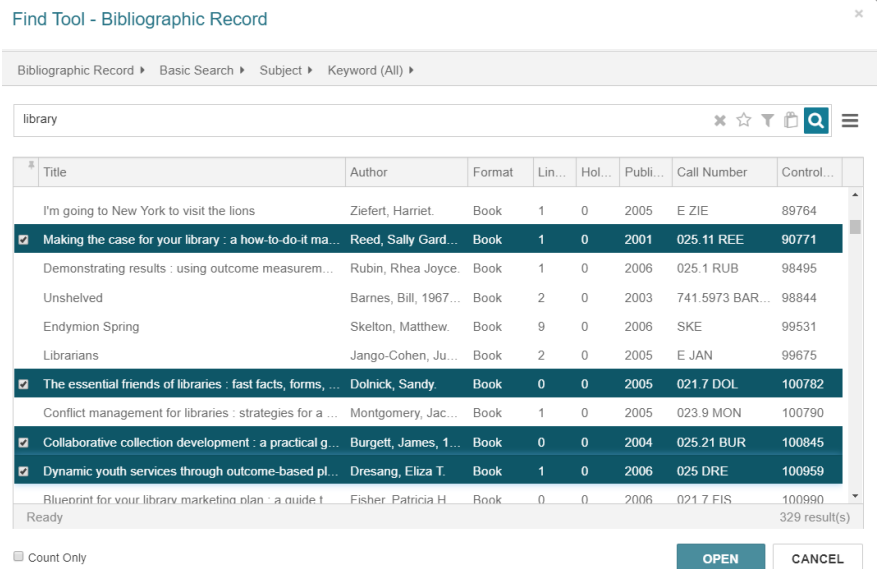
Name: ALAC-Content Carousel-Professional Development Owner: Parkland Regional Library System (sys) Record Set ID: 577

Note: Jessie-Test Record Count: 4

Scan or enter barcode FIND TOOL ACTIONS - Filter Records

#	TITLE	AUTHOR	FORMAT	LINKED ITEMS	HOLDS	PUB DATE	CALL NO.	CONTROL NUMBER	STATUS
1	Coaching in the library : a management strategy for achieving excellence	Metz, Ruth F.	Book	1	0	2002	023.9 MET	12636	Final
2	Our enduring values : librarianship in the 21st century	Gorman, Michael, 1941-	Book	1	0	2000	027 GOR	16440	Final
3	Public librarians and Internet service roles : measuring and improving Internet services	McClure, Charles R.	Book	1	0	2009	025.04 MCC	135818	Final
4	Teen spaces : the step-by-step library makeover	Bolan, Kimberly.	Book	1	0	2009	022.31626 BOL	135836	Final

4 of 4 record(s) retrieved



Find Tool - Bibliographic Record

Bibliographic Record ▶ Basic Search ▶ Subject ▶ Keyword (All) ▶

library

#	Title	Author	Format	Lin...	Hol...	Publi...	Call Number	Control...
1	I'm going to New York to visit the lions	Ziefert, Harriet.	Book	1	0	2005	E ZIE	89764
2	Making the case for your library : a how-to-do-it ma...	Reed, Sally Gard...	Book	1	0	2001	025.11 REE	90771
3	Demonstrating results : using outcome measurem...	Rubin, Rhea Joyce.	Book	1	0	2006	025.1 RUB	98495
4	Unshelved	Barnes, Bill, 1967...	Book	2	0	2003	741.5973 BAR...	98844
5	Endymion Spring	Skelton, Matthew.	Book	9	0	2006	SKE	99531
6	Librarians	Jango-Cohen, Ju...	Book	2	0	2005	E JAN	99675
7	The essential friends of libraries : fast facts, forms, ...	Dolnick, Sandy.	Book	0	0	2005	021.7 DOL	100782
8	Conflict management for libraries : strategies for a ...	Montgomery, Jac...	Book	1	0	2005	023.9 MON	100790
9	Collaborative collection development : a practical g...	Burgett, James, 1...	Book	0	0	2004	025.21 BUR	100845
10	Dynamic youth services through outcome-based pl...	Dresang, Eliza T.	Book	1	0	2006	025 DRE	100959
11	Blueprint for your library marketing plan : a guide t...	Fisher, Patricia H.	Book	0	0	2006	021.7 FIS	100990

Ready 329 result(s)

Count Only **OPEN** CANCEL

Dashboard Information

The *New Titles* dashboard that currently displays on all PRL PAC pages generates New Titles for that specific library.

The *Library Resources* dashboard contains important links to external pages. These have been customized for each library.

The *Alberta Wide Borrowing* dashboard contains links to the Alberta Library Portal (Relais D2D), ME Libraries, and TAL Online which exists as a discovery tool.

Dashboard Customizations:

- Add more helpful links under *Library Resources*- such as links to special collections, website pages, donate pages, friends' groups, etc.

Dashboards can include Free Text, URL, or a Title Search.

URL: Puts a link to a website or page in the list. When selected, the browser displays the destination page.

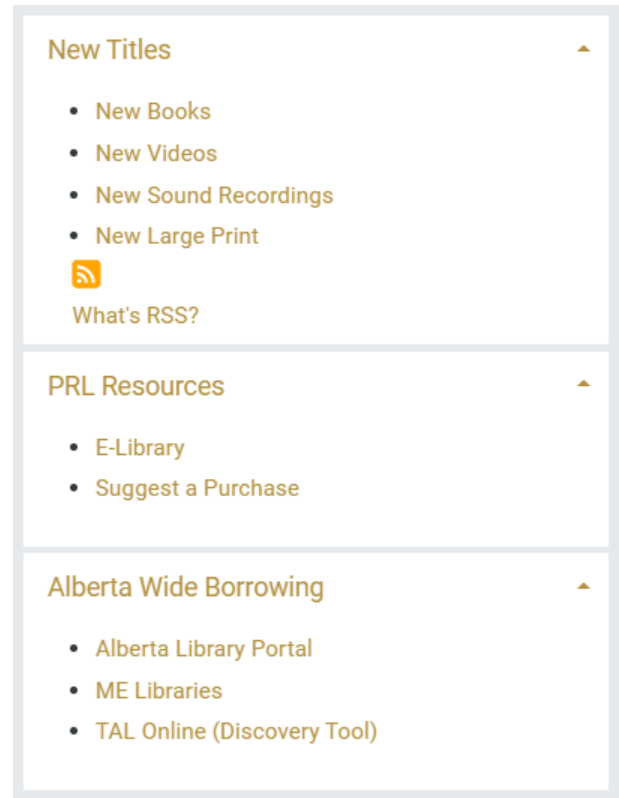
Free Text: Puts text in the list. Use this for announcements, page instructions, etc.

Title Search: This puts a title link in the list. When selected, the title information is displayed as search results.

If you wish to customize your Library Resources dashboard, or add a third dashboard please contact helpdesk@prl.ab.ca with your request. Please note: content that may be better suited for your library's website will not be added.

When requesting a custom dashboard link or new dashboard please specify the following information:

New dashboard	Addition to Library Resources dashboard
Library name and contact person	Library name and contact person
Name of requested dashboard	Requested additions to Library Resources dashboard
Reason (purpose) for requested dashboard	Links / Text for requested additions
Links / text to include	
Pages you want dashboard to display on	



The screenshot shows a dashboard with three main sections, each with a dropdown arrow on the right:

- New Titles**
 - New Books
 - New Videos
 - New Sound Recordings
 - New Large Print
 - 📡 What's RSS?
- PRL Resources**
 - E-Library
 - Suggest a Purchase
- Alberta Wide Borrowing**
 - Alberta Library Portal
 - ME Libraries
 - TAL Online (Discovery Tool)

At this time, these are the only customizations available to libraries regarding the PAC.

If you have questions regarding the PAC Customizations outlined in this document please email helpdesk@prl.ab.ca